


DURAPOST VENTO COMPOSITE HIT AND MISS PANEL



DESCRIPTION

New for 2022, with innovation at the core of our brand, we introduce DuraPost's Vento hit and miss composite panel. Designed with homeowners in mind, these panels are modern, durable, and maintenance-free, meaning you'll never need to paint, treat, or stain them.

Due to the recycled content of this product, not only are the panels more durable than the other fencing materials on the market, but they're also more sustainable. The rails are manufactured from galvanised steel (grade S235 (mild steel)), nano-coated then powder coated to produce a durable weather resistant product. The vertical hit and miss panel system consists of 16 composite boards, and 3 horizontal steel rails.

MATERIALS	PERCENTAGE
Rice Husks	45-55%
Recycled HDPE	25-35%
Mould-Inhibitor	≤10-20%
UV-Stabilizing Ingredient	≤10-20%

SUSTAINABILITY

Sustainability is a large part of the design of this product, utilizing the natural byproduct from rice crops, and recycled HDPE.

Rice husks are the hard protective coverings of rice grains which are separated from the grains during milling process. Rice husk is an abundantly available byproduct in all rice producing countries.

DURABILITY TESTED

DuraPost has been durability tested to EN 1794-1-2018 with wind speeds of up to 110mph (static load tested to 625kg). Testing carried out a 1800mm x 1800mm bay, using 2.4m DuraPosts, set 600mm into the round.



For more information on the DuraPost fence post, see 'DuraPost Specification Sheet.'

DURABILITY TESTED

Store the packs of composite slats in a flat dry area, off the floor. They may be stacked on top of each other, but they must be evenly supported underneath to prevent bending.

WHAT YOU NEED TO BUILD A VENTO COMPOSITE HIT AND MISS PANEL

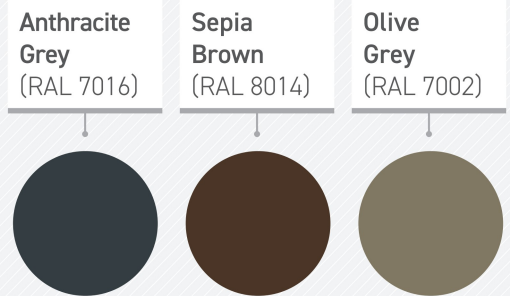
Per bay, you will require 1 x pack of rails, and 2 x packs of panels.

If building a fence of 900mm or lower, make sure you purchase the packs of 2 rails, as you do not need a middle rail for this height panel (see table below for product codes).

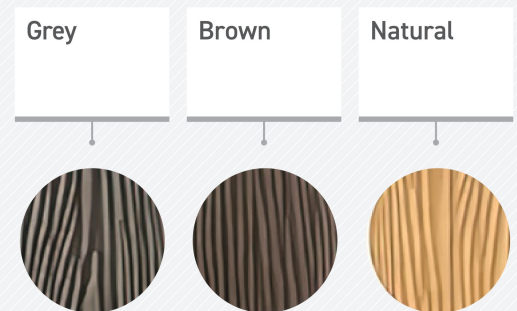
DESCRIPTION	PRODUCT	WEIGHT
6FT COMPOSITE HIT AND MISS PANEL GREY	B815183A	22.7kg
6FT COMPOSITE HIT AND MISS PANEL BROWN	B815183B	22.7kg
6FT COMPOSITE HIT AND MISS PANEL NATURAL	B815183G	22.7kg
RAILS FOR HIT AND MISS PANEL ANTHRACITE GREY (PK3)	B825183A	8kg
RAILS FOR HIT AND MISS PANEL SEPIA BROWN (PK3)	B825183B	8kg
RAILS FOR HIT AND MISS PANEL OLIVE GREY (PK3)	B825183G	8kg
RAILS FOR HIT AND MISS PANEL 900MM ANTHRACITE GREY (PK2)	825090A	5.3kg
RAILS FOR HIT AND MISS PANEL 900MM SEPIA BROWN (PK2)	825090B	5.3kg
RAILS FOR HIT AND MISS PANEL 900MM OLIVE GREY (PK2)	825090G	5.3kg

FINISHES

RAILS:



PANELS:



DURAPOST POWDER COATING

Powder coating is mainly used for the coating and protection of metals. Polyester powder coating is a type of coating that is applied as a free-flowing dry powder.

Unlike conventional liquid paint which is delivered via an evaporating solvent, powder coating is typically applied electrostatically and then cured under heat or with ultraviolet light.

The powder is a thermoset polymer, which is used to create a hard finish that is tougher than conventional paint.

Polyester Powder Coatings offer durable decorative finishes in a wide range of colours, textures and gloss levels. They are formulated to provide maximum corrosion resistance, colour stability and gloss retention. They are suitable for interior and exterior use and entirely T.G.I.C free (triglycidyl isocyanurate crosslinkers).

All items are coated in accordance with BS-13438.

Our powders have certificated industry standard approval which are available on request.

Pre-Treatment

To ensure the best adhesion for coatings, all products undergo an eight-stage extensive pre-treatment process.

As part of this process DuraPost use the premier brand for surface technology and process solutions that create competitive advantages across the industrial manufacturing marketplace.

Trusted for reliability, sustainability and proven results, our processes deliver superior operational efficiency.

DuraPost use the latest conversion coating technologies that perform well on all standard substrates of steel, zinc and aluminium. They significantly reduce the environmental impact, while their corrosion performance meets metal finishing specifications for powder coated metal substrates.


Tested

All powder coatings are salt spray test to 1,000 hours to BS 3900F4, impact resistance to BS 3900E3, scratch resistance to BS 3900E2, and humidity minimum 1,000 hours to BS3900F2.

DURAPOST VENTO COMPOSITE HIT AND MISS PANEL


PARTS REQUIRED FOR 1 PANEL

- 2 x DuraPost Fence Posts
- 1 x Box of Cross Rails
- 2 x Boxes of Composite Slats
- 6 x Square Drive M4 x 30mm Screws



01 SET POSTS USING BOTTOM RAIL TO GAUGE

Set the posts in the ground, using the bottom rail to gauge the distance. The base of the bottom cross rail should measure 1803mm from the top of the post.



02 FIX TOP RAIL

Slide the middle rail down inside the post reveals until it is resting on the bottom rail.

Then use the two outermost composite slats to hold up the top rail while fixing with the square drive self drilling screws provided.



03 BEND COMPOSITE SLATS INTO PLACE

The composite slats can now be slotted into the bottom rail, through the loose middle rail and flexed until they can fit into the top rail slots.

We recommend the textured face showing outside, but its up to personal preference which way you want the textured edge.



04 FIX MIDDLE RAIL

Slide the middle rail up to a central position and then fix either end with the square drive self drilling screws provided.



Render of Vento Composite Fence using natural, coloured panels and grey rails, between anthracite grey DuraPost fence posts.



WE'RE ALWAYS OPEN AT
birkdalesales.com



Tel: 0345 450 9000 Fax: 0345 450 9085
Email: mail@birkdalesales.com